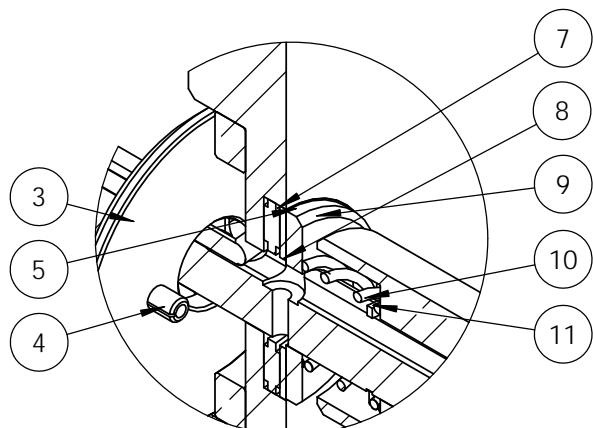


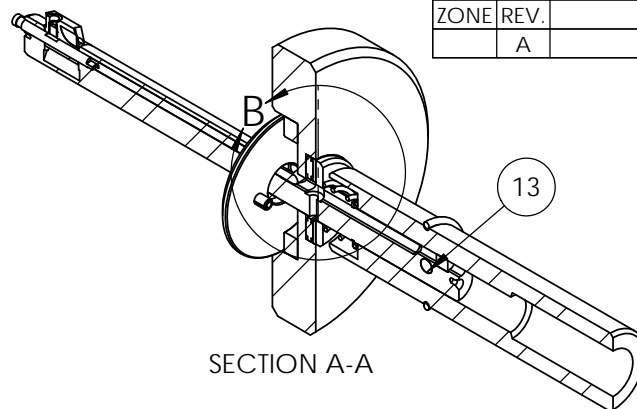
NOTES:

- 1. PILOT HOLE DIAMETER TO BE HELD TO:  $\varnothing 9.50 \pm 0.076\text{mm}$
- 2. APPROXIMATE TOOL WEIGHT: 1.055 LBS
- 3. CUTTER BLADE SHOWN FOR REFERENCE ONLY, TOOL DESIGNED TO WORK WITH CB38-X.XXM BLADES.

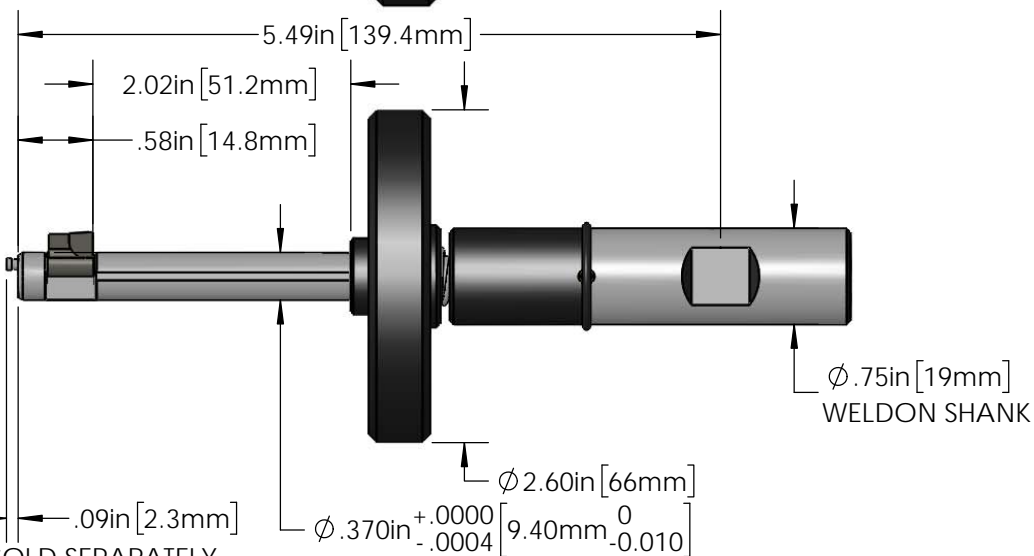
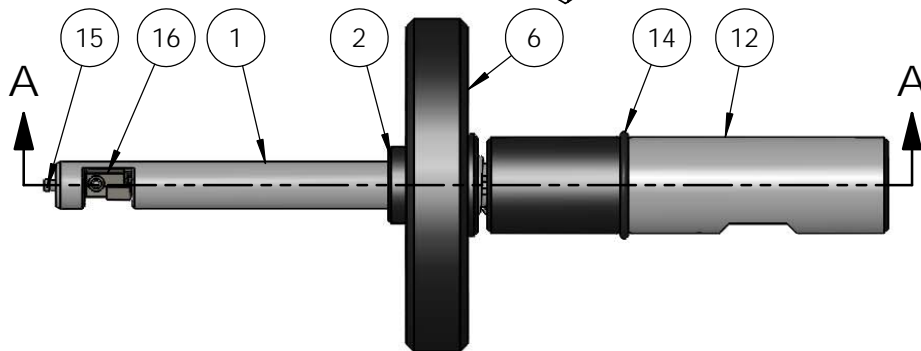
REVISIONS				
ZONE	REV.	DESCRIPTION	DATE	APPROVED
	A	RELEASED	1/20	M.Hoyt



DETAIL B  
SCALE 1.5 : 1



SECTION A-A



BLADES SOLD SEPARATELY

ITEM NO.	PART NUMBER	DESCRIPTION	OPEN /QTY.	Spare Qty
1	39.3802LS-9.50M	CUTTER BODY	1	
2	34-38-51	STOP COLLAR	1	
3	30-38-51	ACTIVATOR DISK	1	
4	016-556-.218	ACTIVATOR PIN	2	2
5	13-38S02-51	ACTIVATING ROD	1	1
6	35-38-51	FLYWHEEL ASSEMBLY	1	
7	003-002	THRUST BEARING	1	
8	014-304	THRUST WASHER	1	
9	36-38-51	SPRING SPACER	1	
10	017-004	SPRING	1	
11	026-101	RETAINING RING, EXTERNAL, SH-34ST	1	1
12	204010-02	SHANK, WELDON, $\varnothing .75\text{in}$	1	
13	204020-02	SHEAR PIN	1	3
14	015-112	O-RING	1	1
15	2040S12	PIVOT PIN, 0.0935	1	1
16	CB38-X.XXM	CUTTER BLADE	1	
17	66-47-25	COOLANT STOP KEY	1	



Steiner Technologies, Inc.  
180 Perinton Pkwy  
Fairport, NY 14450  
(P) 888-327-1949

ENDUSER: Steiner  
DRAWN BY: M.Hoyt  
DWG DATE: 1/8/2020



SCALE 1:2 DWG SIZE: A SHEET: 1 OF 2  
TITLE:  
Autofacer - 55.3802LS

SERIAL NO.  
**AF38-9.50**

REV.  
**A**

4

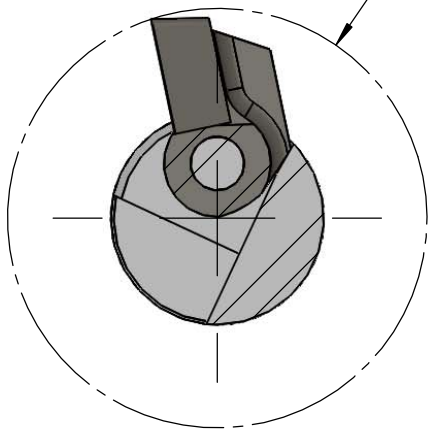
3

2

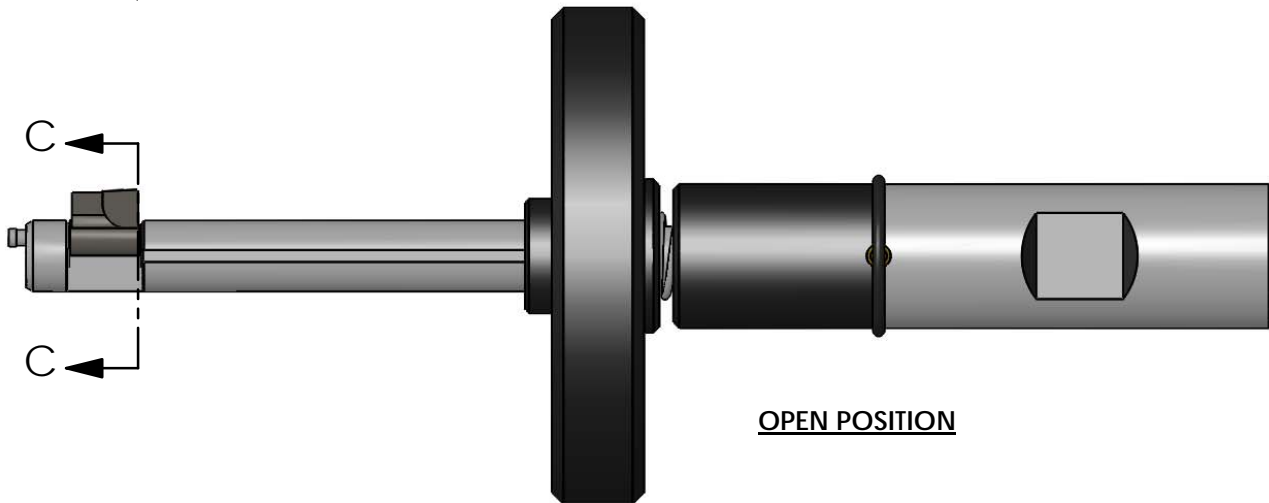
1

REVISIONS				
ZONE	REV.	DESCRIPTION	DATE	APPROVED
	A	RELEASED	1/20	M.Hoyt

$\phi .728\text{in} [18.50\text{mm}]$   
SPOTFACE

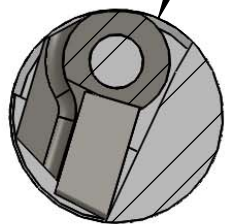


SECTION C-C  
SCALE 3 : 1

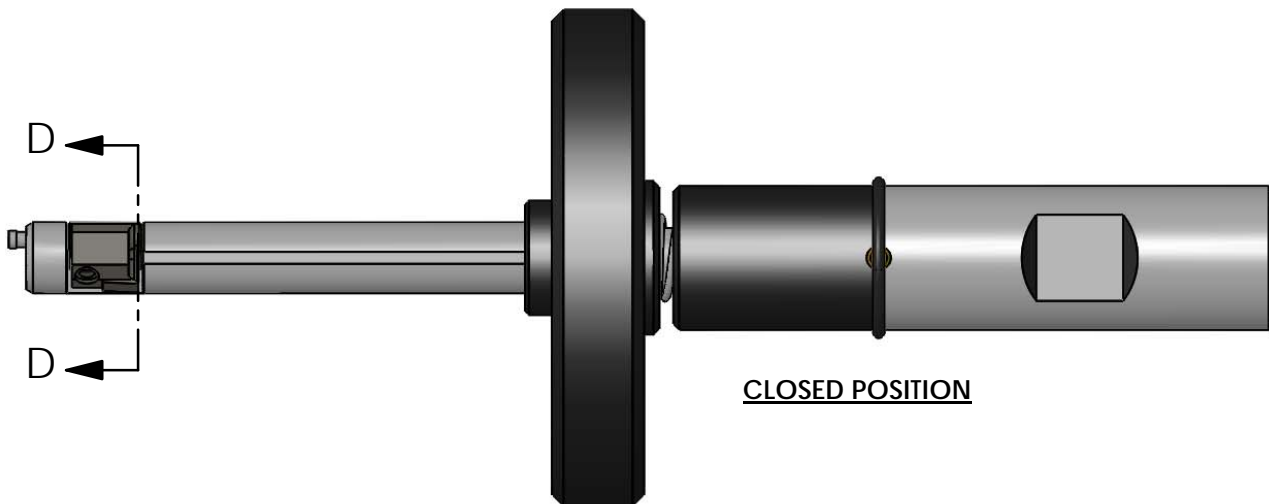


OPEN POSITION

$\phi .370\text{in} [9.40\text{mm}]$   
PILOT



SECTION D-D  
SCALE 3 : 1



CLOSED POSITION

**STEINER**

Steiner Technologies, Inc.  
180 Perinton Pkwy  
Fairport, NY 14450  
(P) 888-327-1949

ENDUSER: Steiner  
DRAWN BY: M.Hoyt  
DWG DATE: 1/8/2020



SCALE 1:2 | DWG SIZE: A | SHEET: 2 OF 2  
TITLE:  
Autofacer - 55.3802LS

SERIAL NO.

AF38-9.50

REV.  
A

4

3

2

1