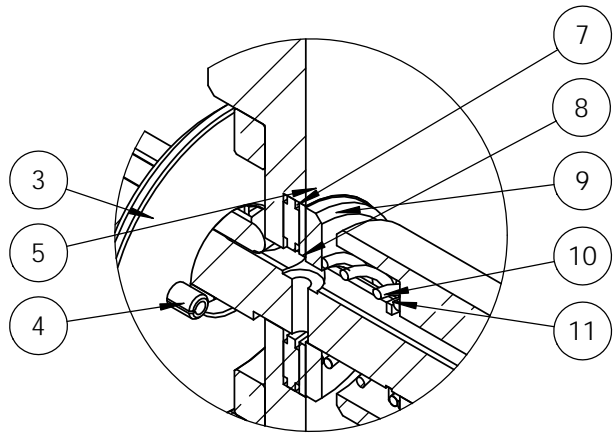


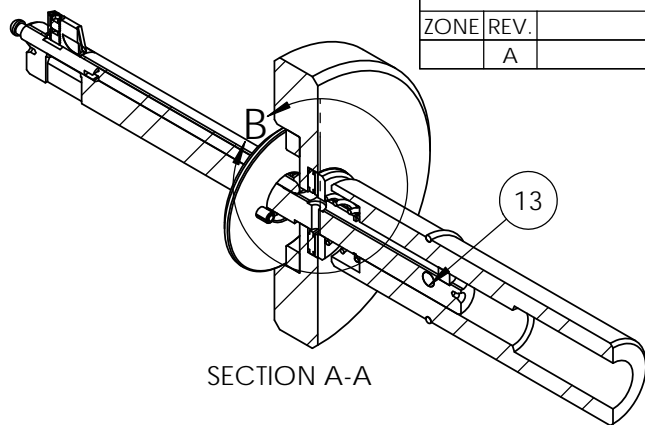
NOTES:

- 1. PILOT HOLE DIAMETER TO BE HELD TO:  $\varnothing .472 +0.003/-0.003$
- 2. APPROXIMATE TOOL WEIGHT: 1.141 LBS
- 3. CUTTER BLADE SHOWN FOR REFERENCE ONLY, TOOL DESIGNED TO WORK WITH CB47-XX.XXM BLADES.

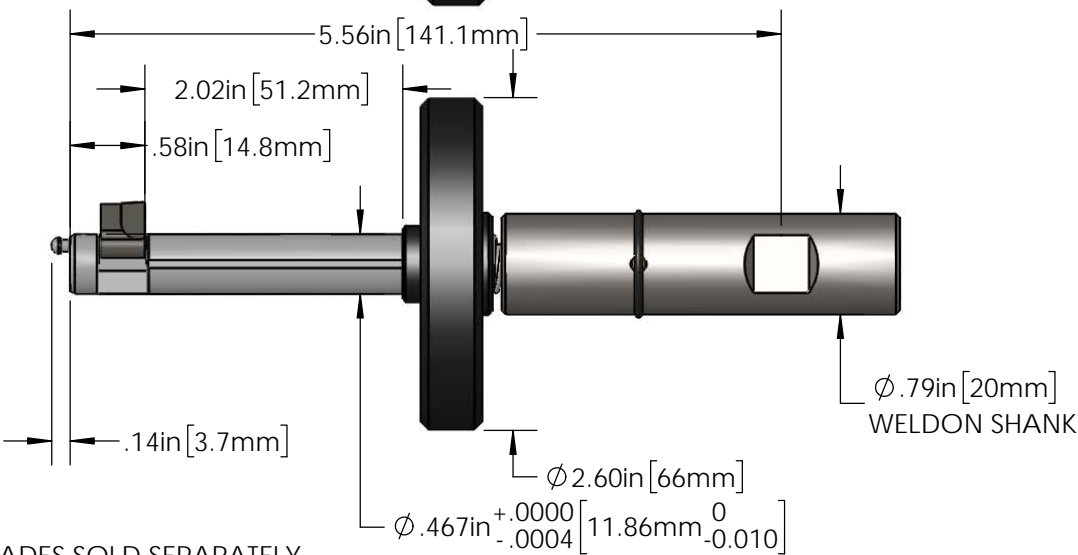
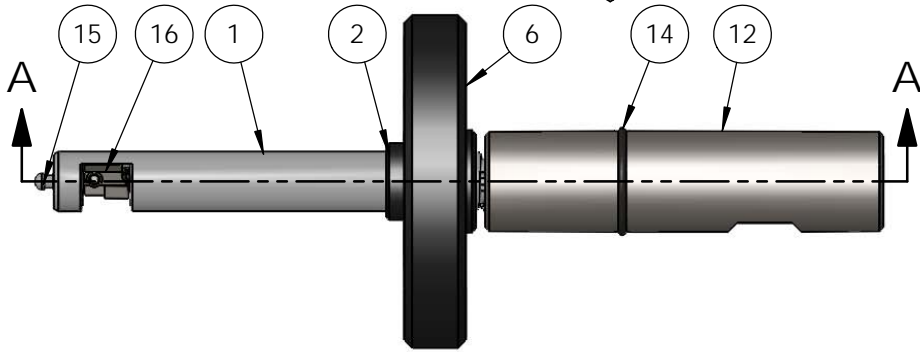
REVISIONS				
ZONE	REV.	DESCRIPTION	DATE	APPROVED
	A	RELEASED	1/20	M.Hoyt



DETAIL B  
SCALE 1.5 : 1



SECTION A-A



BLADES SOLD SEPARATELY

ITEM NO.	PART NUMBER	DESCRIPTION	OPEN /QTY.	Spare Qty
1	39.4702L-12.00M	CUTTER BODY	1	
2	34-47-51	STOP COLLAR	1	
3	30-47-51	ACTIVATOR DISK	1	
4	016-556-.218	ACTIVATOR PIN	2	2
5	13-3802-51	ACTIVATING ROD	1	1
6	35-38-51	FLYWHEEL ASSEMBLY	1	
7	003-002	THRUST BEARING	1	
8	014-304	THRUST WASHER	1	
9	36-38-51	SPRING SPACER	1	
10	017-004	SPRING	1	
11	026-101	RETAINING RING, EXTERNAL, SH-34ST	1	1
12	204010-03	SHANK, WELDON, $\varnothing 20\text{mm}$	1	
13	204020-02	SHEAR PIN	1	3
14	015-112	O-RING	1	1
15	204012	PIVOT PIN, 0.1250	1	1
16	CB47-X.XXM	CUTTER BLADE	1	
17	66-47-25	COOLANT STOP KEY	1	



Steiner Technologies, Inc.  
180 Perinton Pkwy  
Fairport, NY 14450  
(P) 888-327-1949

ENDUSER: Steiner  
DRAWN BY: M.Hoyt  
DWG DATE: 1/15/2020



SCALE 1:2 DWG SIZE: A SHEET: 1 OF 2  
TITLE: Autofacer - 55.4702ML

SERIAL NO. AF47-12.00M

REV. A

4

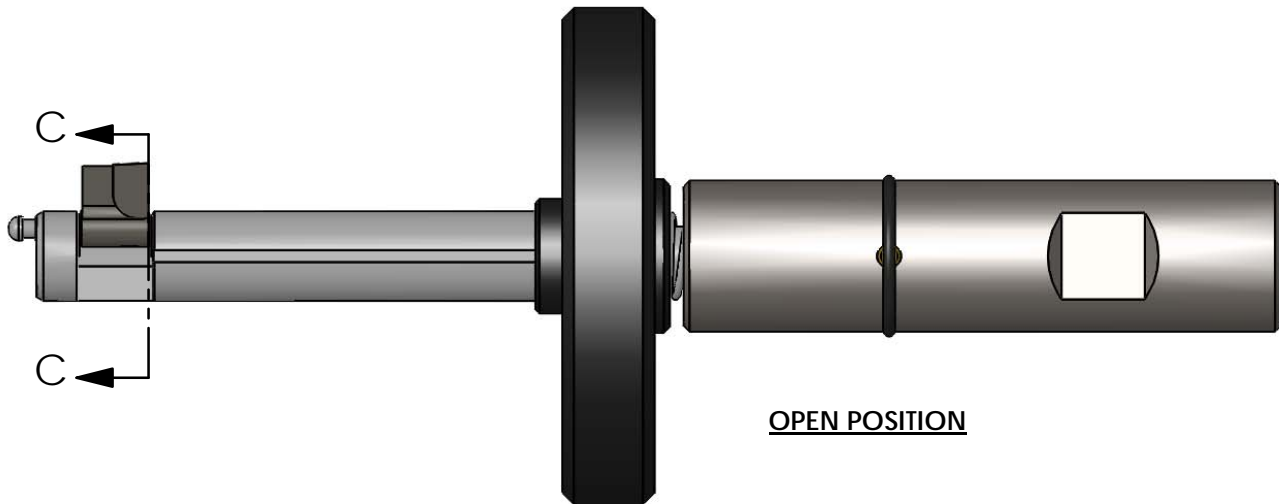
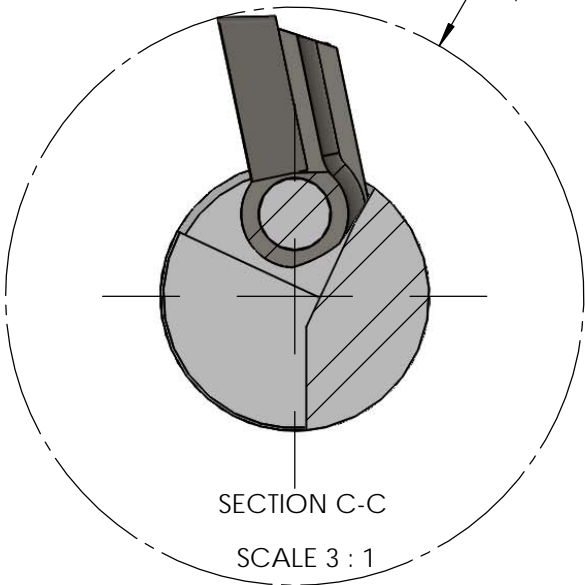
3

2

1

REVISIONS				
ZONE	REV.	DESCRIPTION	DATE	APPROVED
	A	RELEASED	1/20	M.Hoyt

( $\varnothing 1.004\text{in} [25.50\text{mm}]$ )  
SPOTFACE



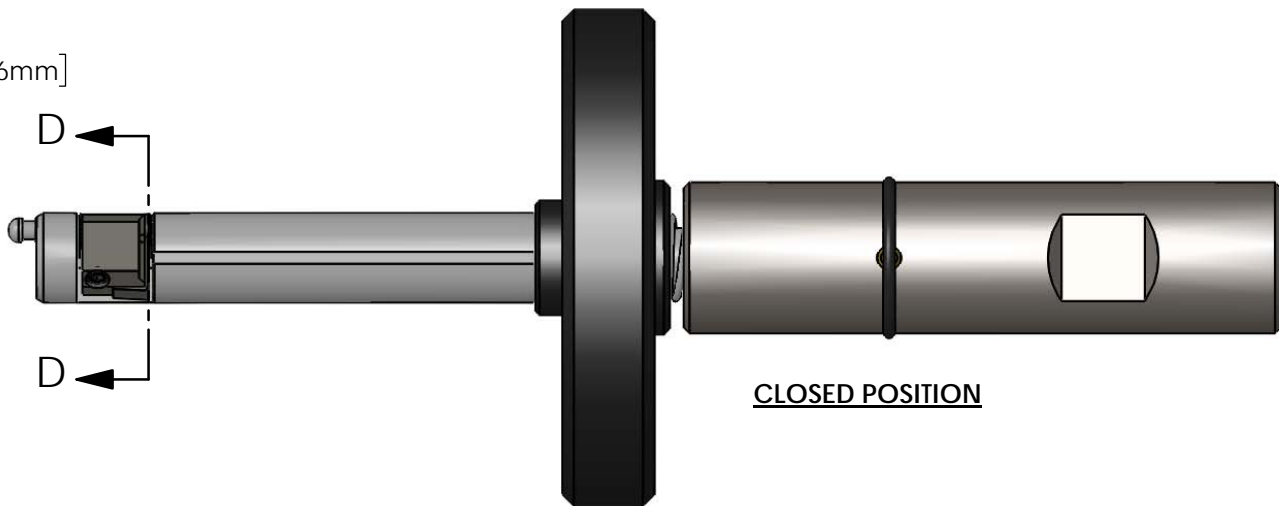
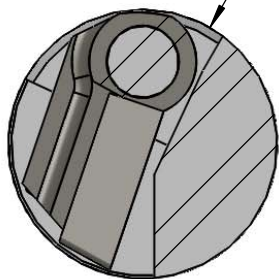
C

C

B

B

$\varnothing .467\text{in} [11.86\text{mm}]$   
PILOT



A

A

**STEINER**

Steiner Technologies, Inc.  
180 Perinton Pkwy  
Fairport, NY 14450  
(P) 888-327-1949

ENDUSER: Steiner  
DRAWN BY: M.Hoyt  
DWG DATE: 1/15/2020



SCALE 1:2 | DWG SIZE: A | SHEET: 2 OF 2  
TITLE:  
Autofacer - 55.4702ML

SERIAL NO.  
**AF47-12.00M**

REV.  
**A**

4

3

2

1