

4

3

2

1

REVISIONS				
ZONE	REV.	DESCRIPTION	DATE	APPROVED
	A	RELEASED	11/19	M.Hoyt

C

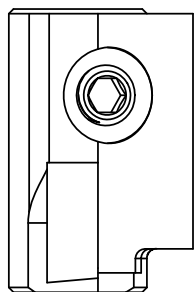
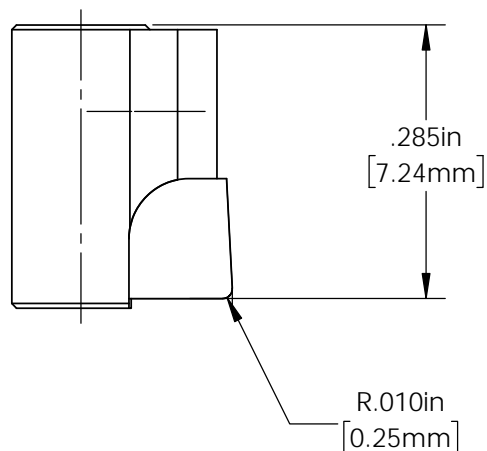
C

B

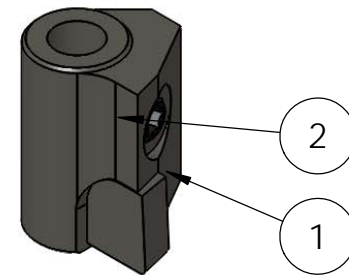
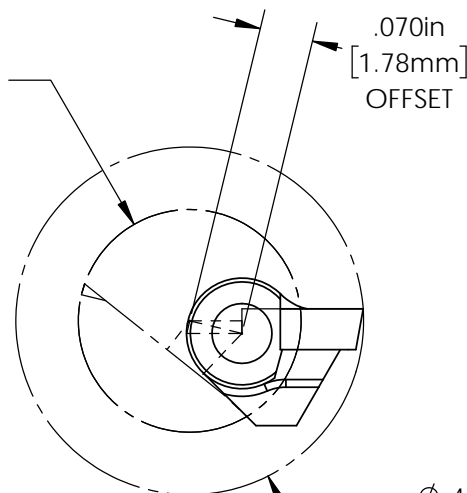
B

A

A



ϕ .290in
[7.37mm]
PILOT DIAMETER



ITEM NO.	PART NUMBER	DESCRIPTION	QTY.
1	2025S	CUTTER BLADE BLANK	1
2	029-707-.075	SOCKET SET SCREW, M2 X 0.4 X 2	1
3	031-09M	HEX ALLEN WRENCH, 0.9mm	1
4	2060	CARBIDE BLANK	1

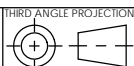
CARBIDE: **MG**
COATING: **NONE**

THIS DRAWING IS THE CONFIDENTIAL AND EXCLUSIVE PROPERTY OF STEINER TECHNOLOGIES, INC. AND MAY NOT BE COPIED, REPRODUCED, OR DISCLOSED IN ANY WAY, WHATSOEVER TO ANYONE WITHOUT THE EXPRESS WRITTEN PERMISSION OF R. STEINER TECHNOLOGIES, INC. UNLAWFUL DISCLOSURE MAY RESULT IN PROSECUTION

UNLESS OTHERWISE SPECIFIED DIMENSIONS ARE IN INCHES

TOLERANCES UNLESS SPECIFIED
 XX ±0.020 X.XXX ±0.005 ANGLES ±0.5°
 XXX ±0.010 X.XXXX ±0.0005

INTERPRET TO
ASME Y14.5M-1994



DRAWN BY: M.Hoyt
DWG DATE: 11/11/2019

ENDUSER: Steiner
FINISH: NONE

MATERIAL: 4140
HT:



STEINER

Steiner Technologies, Inc.
180 Perinton Pkwy
Fairport, NY 14450
(P) 888-327-1949

SCALE 5:1 DWG SIZE A
SHEET: 2 OF 2

REV. A

TITLE:
CUTTER BLADE ϕ 11.5 +0.25/-0.25

DRAWING NO.
CB28-11.50M

4

3

2

1